

Shadow Health will undergo maintenance starting on Saturday, April 4th at 1:00 AM CST until Saturday, April 4th at 9:00 AM CST. During this time Shadow Health may be inaccessible.

HEENT Results | Turned In

Advanced Health Assessment - STU - August 2023, nur504ap4

[Return to Assignment \(/assignments/867633/\)](#)



Your Results

Lab Pass (/assignment_attempts/15023883/lab_

Overview

[Transcript](#)

[Subjective Data Collection](#)

[Objective Data Collection](#)

[Education & Empathy](#)

[Documentation](#)

[Video Tutorial](#)

Experience Overview

Patient: Tina Jones



Digital Clinical Experience Score

97.8%

This score measures your performance on the Student Performance Index in relation to other students in comparable academic programs. Your instructor has chosen to scale your Student Performance Index score so that the average score on the index is a 80.0%. This score may not be your final grade if your instructor chooses to include additional components, such as documentation or time spent.

Student Performance Index

54.75 out of 59



Proficiency Level: **Proficient**

Beginning

Developing

Proficient

Students rated as "proficient" demonstrate an expertise in advanced practice competencies and reasoning skills. In comparable programs, the top students perform at the level of a proficient practitioner.

Subjective Data Collection

29 out of 29

Objective Data Collection

24.75 out of 25

Education and Empathy

1 out of 5

Time

73 minutes total spent in assignment

Interaction with patient

73 minutes

Comments

If your instructor provides individual feedback on this assignment, it will appear here.



About Shadow Health (<https://evolve.elsevier.com/education/simulations/shadow-health/>)

Terms and Conditions (<https://www.elsevier.com/legal/elsevier-website-terms-and-conditions/elsevier-terms-and-conditions-for-personal-https://www.elsevier.com/>)

Privacy Policy (<https://www.elsevier.com/legal/privacy-policy/subscriptions-and-e-books>)

Accessibility (https://service.elsevier.com/app/answers/detail/a_id/34675/supporthub/shadow-health/)

Support and Contact (<https://service.elsevier.com/app/home/supporthub/shadow-health/>) Patents (</static/patents>)

Cookies are used by this site. [Cookie Settings](#).

Copyright © 2026 Elsevier Inc., its licensors, and contributors. All rights are reserved, including those for text and data mining, AI training, and similar technologies.

Shadow Health will undergo maintenance starting on Saturday, April 4th at 1:00 AM CST until Saturday, April 4th at 9:00 AM CST. During this time She may be inaccessible.

HEENT Results | Turned In

Advanced Health Assessment - STU - August 2023, nur504ap4

[Return to Assignment \(/assignments/867633/\)](#)



Your Results

Lab Pass (/assignment_attempts/15023883/lab_

[Overview](#)

[Transcript](#)

[Subjective Data Collection](#)

[Objective Data Collection](#)

[Education & Empathy](#)













[Documentation](#)

[Video Tutorial](#)

Transcript

Started: Sep 02, 2023 | Total Time: 73 min

All Lines (188) Interview Questions (93) Statements (9) Exam Actions (86)

-  hello my name is Yndia. i will be your nurse today? 09/02/23 3:30
-  Hey.
-  what brings you to the clinic 09/02/23 3:31
-  My throat has been sore... and itchy. And my nose won't stop running. These symptoms are driving me nuts.
-  I'm sorry that your throat hurts 09/02/23 3:31
-  Thanks for understanding.
-  Is your throat sore 09/02/23 3:31
-  Yes, my throat's sore right now.
-  Is your throat itchy 09/02/23 3:32
-  Yeah, it's itchy.
-  are your eyes itchy 09/02/23 3:32
-  Yeah, they itch.



do you have a runny nose



Yes, it won't stop running!



how long has your throat been sore



It started a week ago.



when did your nose start running



It started a week ago.



when did your eyes start itching



They've been itchy all week.



is your throat pain constant



Yeah, it's sore pretty much all the time.



when does your throat pain feel the worst



It's a little worse in the morning, but that's really the only pattern I've noticed.



does it hurt when you swallow



Yes, it hurts my throat to swallow.



rate your pain on 1-10 scale (Clarified to Can you rate your current pain level on a scale of 0 to 10?.)



It's like a 4 out of 10, maybe. (Clarified to how I would rate my pain on a scale.)



how often does your nose run



It runs all day.



does your nose itch



No, my nose isn't really itchy, but my throat is.



do you have sinus pressure



No, I don't have any sinus pressure or pain or anything.



are you sneezing



No, I haven't been sneezing.



what color is your mucus



It's just clear.



is the mucus thick



No, it's like, thin and dripping.



does your mucus have pus in it



No, it's clear.



do your eyes constantly itch



Yeah, it's all the time.



are your eyes red



Yeah, my eyes have been kinda red. They look the way they do when I'm around a cat, but I haven't been near one.



have you had changes in your breathing



No, my breathing has been fine.



do you have cough



No, I haven't been coughing.



do you have chest tightness



No, my chest is fine.



have you been wheezing



No, I haven't been wheezing this week.



have your asthma worsened (Clarified to Is your asthma worse when you have a cold?.)



Yeah, sometimes I notice my breathing gets worse when I have a cold. . . like it just takes less for me to need my inhaler, I guess. (Clarified to if my asthma is worse when I have a cold.)



do you know what is causing your symptoms



I don't know what's causing all this. It seemed like a cold at first, but now I'm thinking it could be allergies? I haven't been around cats or dust, but this just seems like an allergy thing.



do you think you have a cold



Not exactly... At first I thought this was a cold, but it's just sticking around. I'm not getting better or worse, so I'm starting to think it's allergies or something.



do you think you are having an allergic reaction



Well, at first I thought this was a cold, but it's just sticking around. I'm not getting better or worse, so I'm starting to think it's allergies or something.



have you treated your eyes with anything



No, I haven't done anything to try to make my eyes less itchy.



have you done anything for your runny nose



No, I haven't taken anything. Most of the stuff you get over-the-counter dries me out too much.



have you taken any antihistamines



I haven't taken anything yet. I wanted to make sure it was allergies first.



have you taken any decongestants



No. Most of the stuff you get over-the-counter dries me out too much.



have you taken anything for your sore throat



I've been trying throat drops, and drinking water but that's it.



do the lozenges help



Yeah, both throat drops and water help a little bit.



how often do you have a lozenge



Maybe every few hours.



does drinking water help



Yeah, water seems to help so I've been drinking a lot of it.



have you started taking new meds



I've been using throat drops, like lozenges, for my sore throat. Other than that, I just have my inhaler.



do you use an inhaler



Yeah, I use it when my asthma acts up.



what inhaler do you use



It's just a regular Proventil inhaler.



when did you last use your inhaler



Oh, last week probably.



how often do you use your inhaler



I don't use it every day -- maybe I use it 2 or 3 times a week. Sometimes not at all.



how many puffs do you use



If I use it, I do 2 or 3 puffs.



how many puffs are you prescribed



I think it says to do 2 puffs.



have you been exposed to any allergens



Not lately.



do you have mold in your house



No.



do you have dust in your house



No, we keep the house pretty clean.



are you allergic to anything at work



No, I don't notice any symptoms getting worse at work.



how often do you change your bedding



Every week.



have you smoked cigarettes



No, I've never smoked a cigarette in my life.



have you been exposed to secondhand smoke



No, I really try to avoid people who are smoking. I think it's gross.



when was your last vision exam



I must've been... maybe ten the last time the school nurse checked my vision. You know how the school nurses do those little checks every year.



when was your last hearing exam



It was when I was a kid.



when was your last dental visit



Um, I think the last time was a few years ago. I went twice a year as a kid, though.



how often did you see the dentist when you were a child



I went to the dentist pretty regularly as a kid. Twice a year, I think.



do you have dental insurance



I don't have dental insurance through work right now. Hopefully I'll get it sometime soon. [AUDIO COMING SOON]



do you have vision insurance



I don't have vision insurance right now. At least, I don't think so . . . I haven't really checked. [AUDIO COMING SOON]



are you allergic to cats



Yep. Allergic to cats.



are you allergic to dust



Yeah, I have a reaction if I'm around a lot of dust.



do you have seasonal allergies



Well, no. I mean, I never had allergies to pollen or anything outdoors like that. . . But my nose is acting just like my sister's right now, and she's always had hay fever. I'm starting to think that this is allergies.



have you been sick recently



No, I'm usually healthy.



do you have chills



No.



do you have fever



No, I haven't felt feverish at all this week. That's another reason why this seems more like allergies than a cold.



have you felt fatigued



No, I don't feel tired or worn out or anything.



have you felt nauseous



I haven't had thrown up, or even had an upset stomach, in a long time.



do you ever get headaches



Yeah, I get them a lot when I'm studying.



do you have a headache currently



No, I don't have a headache or anything right now.



have you ever had a head injury



No, I've never had any kind of head injury.



do you get lightheadedness



No, I don't ever get light-headed.



how often do you have headaches



Maybe once a week? I usually do a lot of my school work at once, so I'll study for like, 5 or 6 hours. I usually end up with a headache by the end of the night.



how would you describe your headache



When I get them, the pain is sort of... tight and throbbing, I guess.



where do you feel your headaches



It's kind of behind my forehead.



how would you rate your headache on a scale of 1-10



Not too bad. . . I'd say about 3. Or a 4 if I really push it.



how do you treat your headaches



I just take some acetaminophen. The gel kind, 500 mg. [AUDIO COMING SOON]



what causes your headaches



When I get headaches, it's usually just from reading. I only get them about once a week and it doesn't really hurt on one side or the other. The pain is mostly behind both eyes.



do you have blurry vision



Yeah, I notice that it gets really blurry if I read for more than an hour or so.



has your vision worsened



Yeah, maybe so. I've noticed my vision getting sort of blurry when I read. It seems like it's getting a little worse -- I notice it more.



do you have eye pain



No, my eyes don't hurt. They're just itchy.



how is your family health



My mom has some issues, and I think some of my grandparents did, too.



does your family has past mental problem (Clarified to Do you have a family history of psychiatric illness?.)



No. They're crazy, but nobody's diagnosed with anything. (Clarified to if I have a family history of psychiatric illness.)



do sinus problems run in the family



No... My sister gets hay fever sometimes but that's all I know about.



it is important that you keep off any irritants



That makes sense.



i'm sorry but i have to ask all questions to help you feel better



I appreciate you telling me that.



i recommend that you keep on exercising and eating healthy



Thanks for telling me.



Im sorry to hear that you dont feel well. I will make a plan to feel you better



Thanks.



it is possible to develop new allergies as an adult, and so I will take that into account as i try to determine the cause of your symptoms



Alright, thanks for letting me know.



Thank you for letting me know that you are using sore throat deeps in addition to the medications you usually take. i will ask you a few questions about how you are using each medication.



Sure, I think I understand what you mean.



It sounds like you are getting frequent headaches. i'm sorry you have to deal with those. I think we can determine more about what's causing them, and try to relieve those for you



I appreciate you saying that.



Blurry vision can be a frustrating symptom. Taking steps toward better eye care like seeing an eye doctor could improve your vision and prevent business when you need



OK, I understand.



Inspected general face



Inspected forehead and scalp



Inspected nose and mouth



Inspected left side of face



Inspected back of head



Inspected right side of face



Inspected general face



Inspected right side of face



Inspected back of head



Inspected left side of face



Inspected general face



Inspected upper conjunctiva



Inspected lower conjunctiva



Inspected right orbital area and sclera



Inspected left orbital area and sclera



Performed otoscopic examination of right naris



Performed otoscopic examination of left naris



Performed otoscopic examination of right ear



Performed otoscopic examination of left ear



Inspected mouth



Inspected mouth: pushed tongue left with tongue blade



Inspect mouth: pushed tongue right with tongue blade



Inspect mouth: lifted tongue with tongue blade



Inspected mouth: depressed tongue with tongue blade



Inspected front of neck



Inspected left side of neck



Inspected back of neck



Inspected right side of neck



Inspected front of neck



Inspected right side of neck



Inspected back of neck



Inspected left side of neck



Inspected front of neck



Palpated scalp: No balding or thinning hair distribution, no masses, no tenderness reported



Palpated frontal sinuses: No tenderness reported



Palpated maxillary sinuses: No tenderness reported



Palpated temporal arteries bilaterally: Right: no thrill, 2+ / Left: no thrill, 2+



Palpated right carotid artery: No thrill, 2+



Palpated left carotid artery: No thrill, 2+



open and close your mouth



Palpated jaw: Full range of motion, no popping or clicking



Palpated lymph nodes of head and neck: Not palpable



Palpated supraclavicular lymph nodes: Not palpable



Palpated axillary lymph nodes: Not palpable



Palpated thyroid gland: No nodules, not enlarged, no irregularities, no tenderness reported



Auscultated breath sounds in anterior right upper lobe



Auscultated breath sounds in anterior left upper lobe



Auscultated breath sounds in anterior right middle lobe



Auscultated breath sounds in anterior left mid-chest (upper lobe)



Auscultated breath sounds in anterior right lower lobe



Auscultated breath sounds in anterior left lower lobe



Auscultated breath sounds in posterior left upper lobe



Auscultated breath sounds in posterior right upper lobe



Auscultated breath sounds in posterior left mid-back (lower lobe)



Auscultated breath sounds in posterior right mid-back (lower lobe)



Auscultated breath sounds in posterior left lower lobe



Auscultated breath sounds in posterior right lower lobe



Auscultated breath sounds in posterior left lower lobe on side



Auscultated breath sounds in posterior left lower lobe near spine



Auscultated breath sounds in posterior right lower lobe near spine



Auscultated breath sounds in posterior right lower lobe on side



Auscultated right temporal pulse



Auscultated left temporal pulse



Auscultated left carotid pulse



Auscultated right carotid pulse



Tested left pupillary reaction with penlight



Tested right pupillary reaction with penlight



Follow my finger with just your eyes



Ok.



Tested EOM to the upper left



Tested EOM to the upper center



Tested EOM to the upper right



Tested convergence to the center



Tested EOM to the lower left



Tested EOM to the lower center



Tested EOM to the lower right



Tell me when you can no longer see my fingers



Ok, I will.



Tested peripheral vision



Now.



Examined fundus of right eye with ophthalmoscope



Examined fundus of left eye with ophthalmoscope



FP



TOZ



LPED



PECFD



Tested visual acuity of right eye (left eye covered)



EDFCZP



FELOPZD



DEFPOTEC



Tested visual acuity of left eye (right eye covered)



is the volume the same in both ears or louder in one ear



Ok.



Same in both ears.



Performed Weber test with tuning fork



tell me when you no longer hear the ringing



Ok, I will.



Now.



Performed Rinne test on right ear with tuning fork



Now.



Now.



Now.



Performed Rinne test on left ear with tuning fork



Tell me when you no longer hear the ringing



Ok, I will.



Now.



Performed Rinne test on left ear with tuning fork



Now.



Now.



Now.



Performed Rinne test on right ear with tuning fork



F.



F.



Eight



Eight.



W.



W.



Performed whisper test in right ear



Four



Four.



R.



R.



Nine.



Nine.



Performed whisper test in left ear



Tested gag reflex with tongue blade

Comments

If your instructor provides individual feedback on this assignment, it will appear here.



About Shadow Health (<https://evolve.elsevier.com/education/simulations/shadow-health/>)

Terms and Conditions (<https://www.elsevier.com/legal/elsevier-website-terms-and-conditions/elsevier-terms-and-conditions-for-personal-use>)

Privacy Policy (<https://www.elsevier.com/legal/privacy-policy>)

Accessibility (https://service.elsevier.com/app/answers/detail/a_id/34675/supporthub/shadow-health/)

Support and Contact (<https://service.elsevier.com/app/home/supporthub/shadow-health/>) Patents (</static/patents>)

Cookies are used by this site. [Cookie Settings](#).

Copyright © 2026 Elsevier Inc., its licensors, and contributors. All rights are reserved, including those for text and data mining, AI training, and similar technologies.

Shadow Health will undergo maintenance starting on Saturday, April 4th at 1:00 AM CST until Saturday, April 4th at 9:00 AM CST. During this time She may be inaccessible.

HEENT Results | Turned In

Advanced Health Assessment - STU - August 2023, nur504ap4

[Return to Assignment \(/assignments/867633/\)](#)



Your Results

Lab Pass (/assignment_attempts/15023883/lab_

[Overview](#)

[Transcript](#)

[Subjective Data Collection](#)

[Objective Data Collection](#)

[Education & Empathy](#)

[Documentation](#)

[Video Tutorial](#)

Subjective Data Collection: 29 of 29 (100.0%)

Hover To Reveal...

Hover over the **Patient Data** items below to reveal important information, including **Pro Tips** and **Example Questions**.

○ Indicates an item that you found.

○ Indicates an item that is available to be found.

Category

Scored Items

Patient Data

Not Scored

Experts selected these topics as essential components of a strong, thorough interview with this patient.

A combination of open and closed questions will yield better patient data. The following details are facts of the patient's case.

Chief Complaint

Established chief complaint

- Reports sore throat
- Reports itchy throat
- Reports itchy eyes
- Reports runny nose

History of Present Illness

Asked about onset of symptoms

- Reports sore throat began 1 week ago
- Reports runny nose began 1 week ago
- Reports itchy eyes began 1 week ago

Asked about aggravating factors for throat symptoms

- Reports throat pain is constant
- Reports throat pain is worse in the morning
- Reports some soreness with swallowing

<input type="checkbox"/> Asked severity of throat discomfort	<ul style="list-style-type: none"> ◦ Reports sore throat discomfort
<input type="checkbox"/> Asked about frequency and duration of runny nose	<ul style="list-style-type: none"> ◦ Reports runny nose is constant
<input type="checkbox"/> Followed up on nasal symptoms	<ul style="list-style-type: none"> ◦ Denies itchy nose ◦ Denies sinus pain ◦ Denies sinus pressure ◦ Denies sneezing
<input type="checkbox"/> Followed up about character of nasal discharge	<ul style="list-style-type: none"> ◦ Reports clear discharge ◦ Reports thin discharge ◦ Denies pus
<input type="checkbox"/> Asked about eye symptoms	<ul style="list-style-type: none"> ◦ Reports eye itching is constant ◦ Reports eye redness
<input type="checkbox"/> Asked related respiratory symptoms	<ul style="list-style-type: none"> ◦ Reports breathing isn't affected ◦ Denies cough ◦ Denies chest tightness
<input type="checkbox"/> Asked about related asthma symptoms	<ul style="list-style-type: none"> ◦ Denies recent wheezing ◦ Denies increase in recent asthma
<input type="checkbox"/> Asked about perceived cause of symptoms	<ul style="list-style-type: none"> ◦ Reports symptoms are similar to her sister ◦ Reports symptoms don't seem to be related to allergies ◦ Reports similarity to her sister's symptoms
<input type="checkbox"/> Asked about relieving factors for nose and eye symptoms	<ul style="list-style-type: none"> ◦ Denies treatment for itchy eyes ◦ Denies treatment for nasal symptoms ◦ Denies taking antihistamine ◦ Denies taking decongestant
<input type="checkbox"/> Asked about relieving factors for throat symptoms	<ul style="list-style-type: none"> ◦ Reports lozenges as treatment ◦ Reports lozenges reduce symptoms ◦ Reports ingesting lozenges eases symptoms ◦ Reports drinking water reduces symptoms

Home Medications

<input type="checkbox"/> Confirmed home medications	<ul style="list-style-type: none"> ◦ Reports no new medications
<input type="checkbox"/> Followed up about inhaler use	<ul style="list-style-type: none"> ◦ Reports using an inhaler to treat symptoms ◦ Reports inhaler is albuterol (Proventil) ◦ Reports last use of inhaler was 2 weeks ago ◦ Reports typical inhaler use is 2-3 puffs every 4-6 hours ◦ Reports using 2-3 puffs of inhaler as needed ◦ Reports prescribed dosage is 2 puffs every 4-6 hours

Social Determinants of Health

- Asked about environmental exposure to allergens
- Denies exposure to cats
 - Denies exposure to mold or r
 - Denies exposure to dust
 - Denies exposure to irritants i
 - Reports changing bedding or
 - Denies history of cigarette sn
 - Denies recent exposure to se
-

- Asked about healthcare access
- Reports last vision exam was
 - Reports last hearing test was
 - Reports dental visit within the
 - Reports regular dental visits
 - Denies vision insurance
 - Denies dental insurance
-

Relevant Medical History

- Confirmed allergies
- Reports known allergy to cat
 - Reports known allergy to dus
 - Denies seasonal allergies
-

Review of Systems

- Asked about constitutional health
- Denies recent or frequent illn
 - Denies chills
 - Denies fever
 - Reports low energy level
 - Denies nausea or vomiting
-

- Asked about review of systems for head
- Reports occasional headache
 - Denies current headache
 - Denies history of head injury
 - Denies lightheadedness
-

- Followed up on headaches
- Reports headaches occur on
 - Reports headaches last a fev
 - Reports headaches feel tight
 - Reports headache location is
 - Reports headache pain as a
 - Reports treating headaches w
 - (Tylenol)
 - Reports reading and studying
-

- Asked about review of systems for eyes
- Reports occasional blurry vis
 - Reports worsening vision
 - Denies eye pain
 - Denies dry eyes
 - Denies corrective lenses
-

- Followed up on vision problems
- Reports blurry vision as fuzzy

- Reports blurry vision occurs when reading for long periods
- Reports blurry vision occurs after 2+ hours of reading
- Reports that blurry vision and headaches often coincide

Asked about review of systems for ears

- Denies general ear problems
- Denies change in hearing
- Denies ear pain
- Denies ear discharge

Asked about review of systems for nose

- Denies change in sense of smell
- Denies nasal or sinus surgery
- Denies nosebleeds

Asked about review of systems for mouth and jaw

- Denies general mouth problems
- Denies change in sense of taste
- Denies dry mouth
- Denies history of oral surgery
- Denies mouth pain
- Denies mouth sores
- Denies gum problems
- Denies tongue problems
- Denies jaw problems

Asked about review of systems for dentation

- Denies current dental problems
- Reports a few cavities in childhood

Asked about review of systems for neck, throat and glands

- Denies history of recurrent strep throat
- Denies lymph node problems
- Denies history of general throat problems
- Denies voice changes
- Denies history of tonsil problems
- Denies general neck pain

Relevant Family History

Asked about relevant family history

- Reports sister with hay fever
- Denies family history of vision problems
- Denies family history of sinus problems
- Denies family history of ear or hearing problems
- Denies family history of mouth problems
- Denies family history of head or neck problems

Comments

If your instructor provides individual feedback on this assignment, it will appear here.

Shadow Health will undergo maintenance starting on Saturday, April 4th at 1:00 AM CST until Saturday, April 4th at 9:00 AM CST. During this time She may be inaccessible.

HEENT Results | Turned In

Advanced Health Assessment - STU - August 2023, nur504ap4

[Return to Assignment \(/assignments/867633/\)](#)



Your Results

Lab Pass (/assignment_attempts/15023883/lab_

[Overview](#)

[Transcript](#)

[Subjective Data Collection](#)

[Objective Data Collection](#)

[Education & Empathy](#)

[Documentation](#)

[Video Tutorial](#)

Objective Data Collection: 24.75 of 25 (99%)

- Correct Incorrect
 Partially correct Missed

Inspected head and face

1 of

Skull Symmetry (1/3 point)

- Symmetric
 Asymmetric

Facial Feature Symmetry (1/3 point)

- Symmetric
 Asymmetric

Appearance (1/3 point)

- No visible abnormal findings
 Rash
 Papules, pustules, or comedones
 Skin growths (freckles, moles, or birthmarks)
 Excessive hair growth
 Evidence of skin trauma (scar, laceration, or bruising)
 Red, chapped nose

Inspected eyes and orbital area

0.75 c

Orbital Area (1/4 point)

- No visible abnormal findings
 Ptosis
 Eyelid edema
 Lesion
 Allergic shiners

Sclera (No point)

- White
 Injection
 Icterus

Conjunctiva (1/4 point)

- Moist and pink
 Pale
 Dry appearance
 Erythema
 Edema

Conjunctival Discharge (1/4 point)

- No discharge
 Clear, watery discharge
 Purulent discharge

Inspected nasal cavities

Color (1/4 point)

- Pink
- Pale
- Erythemic
- Bluish

Turbinate Patency (1/4 point)

- Patent
- Decreased patency
- Not patent

Discharge (1/4 point)

- No discharge
- Clear discharge
- Bloody discharge
- Purulent discharge

Observations (1/4 point)

- No additional visible abnormal findings
- Foreign body present
- Polyp
- Septum perforated
- Septum deviated
- Lesion

Inspected ears

Right: Auditory Canal Color (1/10 point)

- Pink
- Red
- Pallor

Right: Tympanic Membrane Appearance (1/10 point)

- No visible abnormal findings
- Fluid observed
- Visible scars
- Bulging
- Perforation
- Retraction

Right: Discharge (1/10 point)

- No discharge
- Cerumen
- Clear discharge
- Bloody discharge
- Purulent discharge

Left: Tympanic Membrane Color (1/10 point)

- Pearly gray
- Red
- Opaque
- Yellow
- Not visible because of cerumen

Left: Cone Of Light (1/10 point)

- 7:00
- Cone of light distorted

Right: Tympanic Membrane Color (1/10 poi

- Pearly gray
- Red
- Opaque
- Yellow
- Not visible because of cerumen

Right: Cone Of Light (1/10 point)

- 5:00
- Cone of light distorted

Left: Auditory Canal Color (1/10 point)

- Pink
- Red
- Pallor

Left: Tympanic Membrane Appearance (1/1

- No visible abnormal findings
- Fluid observed
- Visible scars
- Bulging
- Perforation
- Retraction

Left: Discharge (1/10 point)

- No discharge
- Cerumen
- Clear discharge
- Bloody discharge
- Purulent discharge

Inspected mouth and throat

Oral Mucosa (1/6 point)

Tonsils (1/6 point)

- Moist and pink
- Dry appearance
- Erythemic

Tonsil Grade (1/6 point)

- 0: Tonsils fit within tonsillar fossa
- 1+: Tonsils <25% of space between pillars
- 2+: Tonsils <50% of space between pillars
- 3+: Tonsils <75% of space between pillars
- 4+: Tonsils >75% of space between pillars

Posterior Oropharynx Texture (1/6 point)

- No abnormal findings
- Cobblestoning
- Exudate

- No visible abnormal findings
- Edema
- Erythema

Posterior Oropharynx Color (1/6 point)

- Pink
- Erythemic

Post Nasal Drip (1/6 point)

- No discharge
- Clear discharge
- Purulent discharge

Inspected neck

Symmetry (1/2 point)

- Symmetric
- Asymmetric

Appearance (1/2 point)

- No visible abnormal findings
- Swelling
- Visible pulsation
- Visible mass
- Discoloration

Palpated scalp

Tenderness (1/2 point)

- None reported
- Tenderness reported

Observations (1/2 point)

- No additional abnormal findings
- Balding or thinning areas in hair distributi
- Palpable masses

Palpated sinuses

Frontal (1/2 point)

- None reported
- Tenderness reported

Maxillary (1/2 point)

- None reported
- Tenderness reported

Palpated temporal arteries

Right: Vibration (1/4 point)

- No thrill
- Thrill

Right: Intensity (1/4 point)

- 0 Absent
- 1+ Diminished or barely palpable
- 2+ Expected
- 3+ Increased
- 4+ Bounding pulse

Left: Vibration (1/4 point)

- No thrill
- Thrill

Left: Intensity (1/4 point)

- 0 Absent
- 1+ Diminished or barely palpable
- 2+ Expected
- 3+ Increased
- 4+ Bounding pulse

Palpated carotid arteries

Right: Vibration (1/4 point)

Right: Intensity (1/4 point)

- No thrill
- Thrill

Left: Vibration (1/4 point)

- No thrill
- Thrill

- 0 Absent
- 1+ Diminished or barely palpable
- 2+ Expected
- 3+ Increased
- 4+ Bounding pulse

Left: Intensity (1/4 point)

- 0 Absent
- 1+ Diminished or barely palpable
- 2+ Expected
- 3+ Increased
- 4+ Bounding pulse

Palpated jaw

Observations (1/1 point)

- No palpable abnormal findings
- Limited range of motion
- Popping or clicking

Palpated lymph nodes

Head And Neck (1/3 point)

- No palpable nodes
- Palpable nodes on right side
- Palpable nodes on left side

Axillary (1/3 point)

- No palpable nodes
- Palpable nodes on right side
- Palpable nodes on left side

Supraclavicular (1/3 point)

- No palpable nodes
- Palpable nodes on right side
- Palpable nodes on left side

Palpated thyroid gland

Observations (1/2 point)

- No palpable abnormal findings
- Nodules
- Enlarged
- Irregular

Tenderness (1/2 point)

- None reported
- Tenderness reported

Auscultated breath sounds

Breath Sounds (1/3 point)

- Present in all areas
- Diminished in some areas
- Absent in some areas

Adventitious Sounds (1/3 point)

- No adventitious sounds
- Wheezing
- Fine crackles
- Stridor
- Rhonchi
- Rales

Location (1/3 point)

- All areas clear
- Adventitious sounds in anterior right upper lobe
- Adventitious sounds in anterior right middle lobe
- Adventitious sounds in anterior right lower lobe
- Adventitious sounds in anterior left upper lobe
- Adventitious sounds in anterior left lower lobe

- Adventitious sounds in posterior right upper lobe
- Adventitious sounds in posterior right lower lobe
- Adventitious sounds in posterior left upper lobe
- Adventitious sounds in posterior left lower lobe

Auscultated temporal arteries

Right (1/2 point)

- No bruit
- Bruit

Left (1/2 point)

- No bruit
- Bruit

Auscultated carotid arteries

Right (1/2 point)

- No bruit
- Bruit

Left (1/2 point)

- No bruit
- Bruit

Tested pupillary reaction

Observations With Penlight (1/1 point)

- No visible abnormal findings (PERRL)
- Unequal
- Irregular
- Miosis
- Mydriasis
- Non-reactive to light

Tested extraocular eye movements

Cardinal Fields (1/2 point)

- No visible abnormal findings
- Nystagmus
- Fixed pupil

Convergence (1/2 point)

- No visible abnormal findings
- Unequal bilaterally
- Fixed pupil

Tested peripheral vision

Observations (1/1 point)

- No abnormal findings
- Reduced right visual field
- Reduced left visual field

Examined fundus with ophthalmoscope

Right: Retina (1/4 point)

- No visible abnormal findings
- Myelinated nerve fibers
- Papilledema
- Glaucomatous cupping
- Drusen bodies
- Cotton wool bodies
- Hemorrhage

Right: Disc Margin (1/4 point)

- Sharp
- Blurred

Left: Retina (1/4 point)

- No visible abnormal findings
- Myelinated nerve fibers

Left: Disc Margin (1/4 point)

- Sharp
- Blurred

- Papilledema
- Glaucomatous cupping
- Drusen bodies
- Cotton wool bodies
- Hemorrhage

Tested visual acuity

Right (1/2 point)

- 20/100
- 20/70
- 20/50
- 20/40
- 20/30
- 20/25
- 20/20
- 20/15
- 20/13
- 20/10

Left (1/2 point)

- 20/100
- 20/70
- 20/50
- 20/40
- 20/30
- 20/25
- 20/20
- 20/15
- 20/13
- 20/10

Performed Weber test

Results (1/1 point)

- Normal
- Conductive or sensorineural loss

Performed Rinne test

Right (1/2 point)

- Normal
- Conductive loss

Left (1/2 point)

- Normal
- Conductive loss

Performed whisper test

Right (1/2 point)

- Normal
- Unable to hear whispered words

Left (1/2 point)

- Normal
- Unable to hear whispered words

Tested gag reflex

Observations (1/1 point)

- Intact
- Absent
- Hypersensitive

Comments

If your instructor provides individual feedback on this assignment, it will appear here.



About Shadow Health (<https://evolve.elsevier.com/education/simulations/shadow-health/>)

Terms and Conditions (<https://www.elsevier.com/legal/elsevier-website-terms-and-conditions/elsevier-terms-and-conditions-for-personal-https://www.elsevier.com/>)

Privacy Policy (<https://www.elsevier.com/legal/privacy-policy/subscriptions-and-e-books>)

Accessibility (https://service.elsevier.com/app/answers/detail/a_id/34675/supporthub/shadow-health/)

Support and Contact (<https://service.elsevier.com/app/home/supporthub/shadow-health/>) Patents (</static/patents>)

Cookies are used by this site. [Cookie Settings](#).

Copyright © 2026 Elsevier Inc., its licensors, and contributors. All rights are reserved, including those for text and data mining, AI training, and similar technologies.

Shadow Health will undergo maintenance starting on Saturday, April 4th at 1:00 AM CST until Saturday, April 4th at 9:00 AM CST. During this time She may be inaccessible.

HEENT Results | Turned In

Advanced Health Assessment - STU - August 2023, nur504ap4

[Return to Assignment \(/assignments/867633/\)](#)



Your Results

Lab Pass (/assignment_attempts/15023883/lab_

[Overview](#)

[Transcript](#)

[Subjective Data Collection](#)

[Objective Data Collection](#)

[Education & Empathy](#)

[Documentation](#)

[Video Tutorial](#)

Education & Empathy : 1 of 5 (20.0%)

During the patient interview, there are a number of opportunities to provide patient education and empathy. The opportunities listed below are those identified by nursing experts to be of particular importance to this patient. A **Statement** is provided as an example of an appropriate response to each opportunity.

- Opportunities marked as **Not Encountered** are opportunities that were not elicited in the interview
- Opportunities marked as **Not Followed Up** are missed opportunities that were present in the interview, but w/o statements were made
- Opportunities marked as **Followed Up** were followed up by students, and include the dialogue between student and patient

1 Symptoms

Followed

Description: Tina describes the symptoms that have been bothering her.



what brings you to the clinic

03:3



My throat has been sore... and itchy. And my nose won't stop running. These symptoms are driving me nuts.



I'm sorry that your throat hurts

E
03:3



Thanks for understanding.

Model Statement: "I'm sorry to hear you don't feel well. I'll ask you some questions to learn more about your symptoms, and we will make a plan to help you feel better."

2 Cause of Symptoms

Not Followed

Description: Tina describes her symptoms as being similar to allergies.



do you have fever

03:4



No, I haven't felt feverish at all this week. That's another reason why this seems more like allergies than a cold.



have you felt fatigued



No, I don't feel tired or worn out or anything.



have you felt nauseous



I haven't had thrown up, or even had an upset stomach, in a long time.

Model Statement: "It is possible to develop new allergies as an adult, and so I will take that into consideration as I try to determine the cause of your symptoms."

3 Medications

Description: Tina describes her medication regimen.



how do you treat your headaches



I just take some acetaminophen. The gel kind, 500 mg. [AUDIO COMING SOON]



what causes your headaches

Model Statement: "Thank you for letting me know that you're using throat drops in addition to the medications you usually take. I will ask you a few questions about how you're using each medication."

4 Headaches

Description: Tina reports occasional headaches.



how often do you have headaches



Maybe once a week? I usually do a lot of my school work at once, so I'll study for like, 5 or 6 hours. I usually end up with a headache by the end of the night.



how would you describe your headache



When I get them, the pain is sort of... tight and throbbing, I guess.



where do you feel your headaches



It's kind of behind my forehead.



how would you rate your headache on a scale of 1-10



Not too bad. . . I'd say about 3. Or a 4 if I really push it.



how do you treat your headaches



I just take some acetaminophen. The gel kind, 500 mg. [AUDIO COMING SOON]



what causes your headaches



When I get headaches, it's usually just from reading. I only get them about once a week and it doesn't really hurt on one side or the other. The pain is mostly behind both eyes.



do you have blurry vision

Model Statement: "It sounds like you're getting frequent headaches. I'm sorry you have to deal with those. I think we can determine more about what's causing them, and try to relieve those for you."

5 Vision

Description: Tina describes her vision problems and lack of eye care.



do you have blurry vision



Yeah, I notice that it gets really blurry if I read for more than an hour or so.



has your vision worsened



Yeah, maybe so. I've noticed my vision getting sort of blurry when I read. It seems like it's getting a little worse -- I notice it more.



do you have eye pain

Model Statement: "Blurry vision can be a frustrating symptom. Taking steps toward better eye care, like seeing an eye doctor, could improve your vision and prevent blurriness when you read."

Comments

If your instructor provides individual feedback on this assignment, it will appear here.



About Shadow Health (<https://evolve.elsevier.com/education/simulations/shadow-health/>)

Terms and Conditions (<https://www.elsevier.com/legal/elsevier-website-terms-and-conditions/elsevier-terms-and-conditions-for-personal-https://www.elsevier.com/>)

Privacy Policy (<https://www.elsevier.com/legal/privacy-policy>)

Accessibility (https://service.elsevier.com/app/answers/detail/a_id/34675/supporthub/shadow-health/)

Support and Contact (<https://service.elsevier.com/app/home/supporthub/shadow-health/>) Patents (</static/patents>)

Cookies are used by this site. [Cookie Settings](#).

Copyright © 2026 Elsevier Inc., its licensors, and contributors. All rights are reserved, including those for text and data mining, AI training, and similar technologies.

Shadow Health will undergo maintenance starting on Saturday, April 4th at 1:00 AM CST until Saturday, April 4th at 9:00 AM CST. During this time Shadow Health may be inaccessible.

HEENT Results | Turned In

Advanced Health Assessment - STU - August 2023, nur504ap4

[Return to Assignment \(/assignments/867633/\)](#)



Your Results

[Lab Pass \(/assignment_attempts/15023883/lab_pass.pdf\)](#)

[Overview](#)

[Transcript](#)

[Subjective Data Collection](#)

[Objective Data Collection](#)

[Education & Empathy](#)

[Documentation](#)

[Video Tutorial](#)

Documentation / Electronic Health Record

[Document: Provider Notes](#)

Document: Provider Notes

Student Documentation

Model Documentation

Subjective

Ms. Jones is a pleasant 28-year old African American woman who presented to the clinic with complaints of sore, itchy throat, itchy eyes, and runny nose for the last week. She states that these symptoms started spontaneously and have been constant in nature. She does not note any aggravating symptoms, but states that her throat pain seems to be worse in the morning. She rates her throat pain as 4/10 and her throat itchiness as 5/10. She has treated her throat pain with occasional throat lozenges which has helped a little. No treatments for nasal problems. Denies cough and recent illness. She denies changes in her hearing, vision, and taste. She denies fevers, chills, and night sweats. She has never been diagnosed with seasonal allergies, but does note that her sister has 'hay fever'.
Social History. She is not aware of any environmental exposures or irritants at her job or home. She changes her sheets weekly and denies dust at her home. She does not wear corrective lenses

HPI: Ms. Jones is a pleasant 28-year-old African American woman who presented to the clinic with complaints of sore, itchy throat, itchy eyes, and runny nose for the last week. She states that these symptoms started spontaneously and have been constant in nature. She does not note any specific aggravating symptoms, but states that her throat pain seems to be worse in the morning. She rates her throat pain as 4/10 and her throat itchiness as 5/10. She has treated her throat pain with occasional throat lozenges which has "helped a little". She states that she has some soreness when swallowing, but otherwise no other associated symptoms. She states that her nose "runs all day" and is clear discharge. She has not attempted any treatment for her nasal symptoms. She states that her eyes are constantly itchy and she has not attempted any eye specific treatment. She denies cough and recent illness. She has had no exposures to sick individuals. She denies changes in her hearing, vision, and taste. She denies fevers, chills, and night sweats. She has never been diagnosed with seasonal allergies, but does note that her sister has "hay fever".

Social History: She is not aware of any environmental exposures or irritants at her job or home. She changes her sheets weekly and denies dust/mildew at her home. She denies use of tobacco, alcohol, and illicit drugs. She does not exercise.

Review of Systems: General: Denies changes in weight, fatigue, weakness, fever, chills, and night sweats.
• Head: Denies history of trauma. Reports headaches while studying.
• Eyes: She does not wear corrective lenses, but notes that her vision has been worsening over the past few years. She complains of blurry vision after reading for extended periods. Denies increased tearing or itching prior to this past week.
• Ears: Denies hearing loss, tinnitus, vertigo, discharge, or earache.
• Nose/Sinuses: Denies rhinorrhea prior to this episode. Denies stuffiness, sneezing, itching, previous allergy, epistaxis, or sinus pressure.
• Mouth/Throat: Denies bleeding gums, hoarseness, swollen lymph nodes, or wounds in mouth. No sore throat prior to this episode.
• Respiratory: She denies shortness of breath, wheezing, cough, sputum, hemoptysis, pneumonia, bronchitis, emphysema, tuberculosis. She has a history of asthma, last hospitalization was age 16 for asthma, last chest XR was age 16. Her current inhaler use has been her baseline of 2-3 times per week.

Objective

Ms. Jones is alert and oriented. she maintains eye contact throughout the interview and examination. Head is normocephalic and atraumatic. scalp with no masses, normal hair distribution.
 Eyes. bilateral eyes with equal hair distribution, no lesions, no ptosis, no edema, conjunctiva clear and injected. Extraocular movements intact bilaterally.
 Normal convergence. Left fundoscopic exam reveals sharp disc margins, no hemorrhages. Right fundoscopic exam reveals retinopathic changes. Left eye 20/20. Bilateral carotid artery auscultation without bruit.
 Respiratory: Chest symmetrical with respirations. lung sounds clear to auscultation without wheezes, crackles, or cough.

Assessment

Rhinitis

Plan

Encourage Ms. Jones to continue to monitor symptoms and log her episodes of allergic symptoms with associated factors and bring log to next visit. Initiate trial of loratadine 10 mg by mouth daily. Encourage to increase intake of water and other fluids and educate on frequent handwashing. Educate on avoidance of triggers and known allergens. Educate Ms. Jones on when to seek care including episodes of uncontrollable epistaxis, worsening headache, or fecer. Revisit clinic in 2-4 weeks for follow up and evaluation.

General: Ms. Jones is a pleasant, obese 28-year-old woman in no acute distress. She is alert and contact throughout interview and examination.
 • Head: Head is normocephalic and atraumatic. normal hair distribution.
 • Eyes: Bilateral eyes with equal hair distribution. no edema, conjunctiva clear and injected. Extraocular movements intact bilaterally. Pupils equal, round, and reactive to light. Normal convergence. Left fundoscopic exam reveals sharp disc margins, no hemorrhages. Right fundoscopic exam reveals retinopathic changes. Left eye vision: 20/20. Right eye vision: 20/40.
 • Ears: Ear shape equal bilaterally. External ear canals clear bilaterally. Tympanic membranes pearly grey. Rinne, Weber, and Whisper tests normal bilaterally.
 • Nose: Septum is midline, nasal mucosa is pink. No pain with palpation of frontal or maxillary sinuses.
 • Mouth/Throat: Moist buccal mucosa, no white plaques. Dental hygiene. Uvula midline. Tonsils 1+ and inflamed. Posterior pharynx is slightly erythematous.
 • Neck: No cervical, infraclavicular lymphadenopathy without nodules or goiter. Acanthosis nigricans. No thrills. Jaw with no clicks, full range of motion.
 • Respiratory: Chest is symmetrical with respirations. lung sounds clear to auscultation without wheezes, crackles, or cough.

Allergic Rhinitis

Encourage Ms. Jones to continue to monitor episodes of allergic symptoms with associated factors and bring log to next visit.
 • Initiate trial of loratadine (Claritin) 10 mg by mouth daily.
 • Encourage to increase intake of water and other fluids and frequent handwashing.
 • Educate on avoidance of triggers and known allergens.
 • Educate Ms. Jones on when to seek care including episodes of uncontrollable epistaxis, worsening headache, or fecer.
 • Revisit clinic in 2-4 weeks for follow up and evaluation.

Comments

If your instructor provides individual feedback on this assignment, it will appear here.



About Shadow Health (<https://evolve.elsevier.com/education/simulations/shadow-health/>)

Terms and Conditions (<https://www.elsevier.com/legal/elsevier-website-terms-and-conditions/elsevier-terms-and-conditions-for-personal-digital-subscriptions-and-e-books>)

Privacy Policy (<https://www.elsevier.com/legal/privacy-policy>) Accessibility (https://service.elsevier.com/app/answers/detail/a_id/34675/supporthub/shadow-health/)

Support and Contact (<https://service.elsevier.com/app/home/supporthub/shadow-health/>) Patents (</static/patents>)

Cookies are used by this site. [Cookie Settings](#).

Copyright © 2026 Elsevier Inc., its licensors, and contributors. All rights are reserved, including those for text and data mining, AI training, and similar technologies.



(<https://www.relx.com>)